



PROOF
Revised by HA Marcomms Poole
Please review content carefully and provide feedback
Proof No: 1
Time/Date: 01-03-12



UV and UV/IR Electro-Optical Digital Fire and Flame Detectors

Fire Sentry SS4 Detectors



Fire Sentry SS4-A and SS4-AS Features:

- Multi-Spectrum™: senses ultraviolet, visible and wide band Infrared™
- Built-in test for optical “through the lens” testing
- False alarm immunity
- Detects hydrocarbon and non-hydrocarbon based fires
- Wide field-of-view and solar-blind
- Adjustable detector sensitivity
- Microprocessor based algorithms: FirePic™, Snapshot™ and Tri-Mode Plot™
- Wide temperature range of operation
- Compatible with standard approved fire alarm panels
- Explosion-proof housing
- Time programmable alarm verification

Fire Sentry SS4-AUV Features:

- Senses solar-blink ultraviolet band
- Built-in test for optical “through the lens” testing
- Utilises long-life, ruggedised UV sensors
- Detects hydrocarbon and non-hydrocarbon based fires
- Wide field-of-view and solar-blind
- Adjustable detector sensitivity
- Microcomputer based algorithms: FirePic™, Snapshot™ and UV Plot
- Wide temperature range of operation
- Compatible with standard approved fire alarm panels
- Explosion-proof housing
- Time programmable alarm verification

Applications include:

- Petrochemical facilities and Refineries
- Co-Generation plants
- Aircraft hangars
- Silane and Hydrogen gas storage
- Gas Turbines and power plants
- Gas compressor stations
- Warehouses

The Fire Sentry SS4 Electro-Optical Digital Fire and Flame Detectors represent leading edge UV and UV/IR technology.



FireSentry SS4-A

The Fire Sentry SS4-A represents the world's pre-eminent UV/IR technology for Electro-Optical Flame Detectors with tens of thousands successfully operating in a multitude of installations worldwide. This multi-spectrum detector senses radiant energy in the ultraviolet (UV), visible and wide band Infrared™ (IR) spectrum. The radiant energy from all types of flaming fires will alert the detector to their presence.

To eliminate common nuisance false alarms that occasionally occur with UV-only, IR-only, Dual IR or Dual Mode UV/IR detectors, the Fire Sentry SS4 detectors' FireLogic signal processing requires that UV, visible and wide band IR radiant energy all be evaluated before declaring a fire. The smart detector utilises real-time signal processing algorithms that are optimised to alarm on all types of fires, while virtually eliminating the possibility of false alarms.

Fire Sentry SS4-AS

The Fire Sentry SS4-AS processes UV, IR and Visible (VIS) spectral ranges from ruggedised solar-blind UV, “Quantum-Effect” IR and VIS sensors correspondingly. It is optimised for detection of hydrogen, ethanol, methanol and methane (natural gas) fires and like the other detectors in its family, it responds to Type A, B and C flaming fires.

Fire Sentry SS4-AUV

The Fire Sentry SS4-AUV represents the leading edge technology UV optical flame detectors. This flame detector senses radiant energy in the ultraviolet (UV) spectrum. The radiant emissions of flaming fires will alert the detector to their presence.

Operation and General Specification



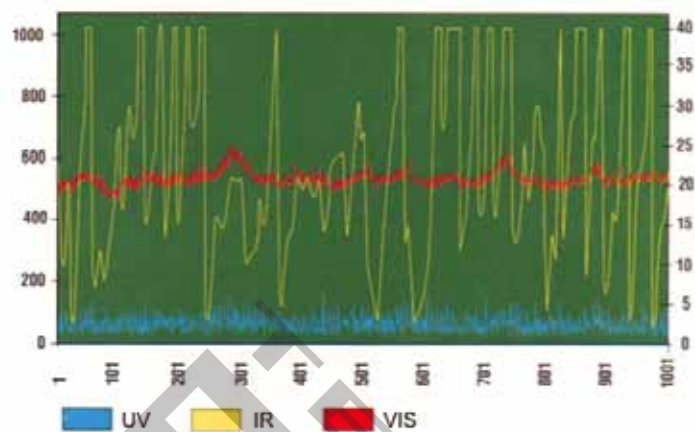
Operation

The Fire Sentry SS4 detectors operate from standard 24 Volt DC power and interfaces to approved fire alarm panels or standard PLC's. When power is applied, a self-test is performed and the fault relay resets to show no faults. The front LED lights flash every ten seconds to indicate power is on.

The continuous spectral data stream of information from the sensor array is analysed by the microprocessor. Upon alarm, the detector activates the alarm relay and stores all the pre-fire spectral data in non-volatile memory for retrieval and evaluation. This Fire Pic™ data can be used to postulate the cause of the fire.

As part of the FS2000™ System, the SS4 family of detectors communicate with CM1-A Controller via a four wire bi-directional RS-485 FireBus™.

Tri-Mode Plot Shown on Computer Display

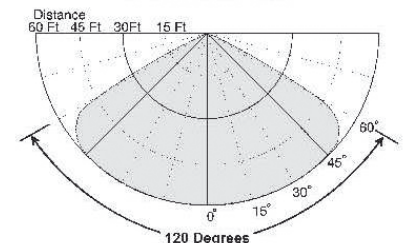


The field of view for the Fire Sentry SS4 detectors is the widest in the industry with a 120° cone of vision. This means more hazard area can be covered by each detector. Greater sensitivity also increases the volume covered by each detector, up to four times more than some other detectors.

Using sophisticated microprocessor signal processing algorithms, false alarm rejection is maximised – with virtual immunity to false alarms from arc welding, corona discharge and other common non-fire sources.

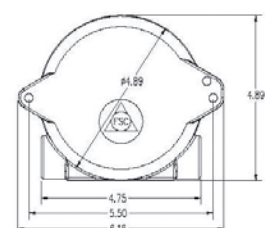
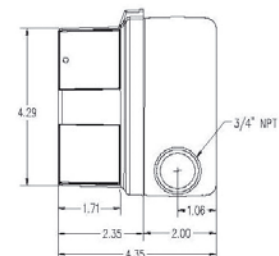
Maximum Sensitivity

Field of View, Horizontal and Vertical
Sensitivity to 1 sq. ft. Gasoline Pan Fire



General Dimensions

Side and Back Views
(All Dimensions in Inches)



General Specification	
Sensitivity	Adjustable between 60 ft., 45 ft., 30 ft, and 15 ft. to a 1 sq. ft. gasoline fire
Response time	2-5 seconds to 1 sq. ft. of gasoline fire at 60 ft.
Field-of-view	120 degrees cone of vision (60 degrees from on axis).
Spectral sensitivity	Ultraviolet: 185 to 260 nanometers Wide Band Infrared: 0.7 to 3.5 micrometers (SS4-A and SS4-AS only) Visible: 400 to 700 nanometers (SS4-A and SS4-AS only)
Input power	24 Vdc nominal (20.5 to 34 Vdc)
Power consumption	68 mA normal operation (relay version) 75 mA alarm condition (relay version) 95 mA alarm condition (analog version)
Output relays	
Fire alarm relay	NO & NC contacts Latching / Non-Latching, switch selectable
Fire verify relay	NO & NC contacts Adjustable time from 0 to 30 seconds
Fault relay	NO & NC contacts Relay contact ratings: 0/5A at 120 VAC, 1.0A at 24 VDC Fault relay is energized during normal operation All other relays are de-energised
Operating temperature	-40 to 185°F (-40 to 85°C)
Humidity range	10 to 90% RH, non-condensing
Weight	4 pounds - Aluminum 7.5 pounds - Stainless Steel
Housing	Copper-free aluminum (less than 0.4%) powder coated NEMA4 (IP66), tamper resistant with integral dual 3/4" NPT conduit openings or optional M25. Stainless steel housing available
Electrical Classification	Explosion-proof Class I, Div. 1 & 2, Groups B, C and D Class II, Div. 1 & 2, Groups E, F and G Class III
Vibration	Meets or exceeds MIL Spec 810 C Method 514.2, Curve AW
Mounting	Swivel bracket assembly
Warranty	Two year from factory shipping date.

Our Product Range



Fixed Gas Monitoring

Honeywell Analytics offers a wide range of fixed gas detection solutions for a diverse array of industries and applications including: Commercial properties, industrial applications, semiconductor manufacturers, energy plants and petrochemical sites.

- » Detection of flammable, Oxygen and toxic gases (including exotics)
- » Innovative use of four core sensing technologies – paper tape, electrochemical cell, catalytic bead and infrared
- » Capability to detect down to Parts Per Billion (ppb) or Percent by Volume (%v/v)
- » Cost effective regulatory compliance solutions

Portable Gas Monitoring

When it comes to personal protection from gas hazards, Honeywell Analytics has a wide range of reliable solutions ideally suited for use in confined or enclosed spaces.

These include:

- » Detection of flammable, Oxygen and toxic gases
- » Single gas personal monitors – worn by the individual
- » Multi-gas portable gas monitors – used for confined space entry and regulatory compliance
- » Multi-gas transportable monitors – used for temporary protection of area during site construction and maintenance activities

Technical Services

At Honeywell Analytics, we believe in the value of great service and customer care. Our key commitment is providing complete and total customer satisfaction. Here are just a few of the services we can offer:

- » Full technical support
- » Expert team on hand to answer questions and queries
- » Fully equipped workshops to ensure quick turnaround on repairs
- » Comprehensive service engineer network
- » Training on product use and maintenance
- » Mobile calibration service
- » Customised programmes of preventative/corrective maintenance
- » Extended warranties on products

Find out more

www.honeywellanalytics.com

Contact Honeywell Analytics:

Europe, Middle East, Africa, India

Life Safety Distribution AG
Weiherallee 11a
CH-8610 Uster
Switzerland
Tel: +41 (0)44 943 4300
Fax: +41 (0)44 943 4398
India Tel: +91 124 4752700
gasdetection@honeywell.com

Americas

Honeywell Analytics Inc.
405 Barclay Blvd.
Lincolnshire, IL 60069
USA
Tel: +1 847 955 8200
Toll free: +1 800 538 0363
Fax: +1 847 955 8210
detectgas@honeywell.com

Asia Pacific

Honeywell Analytics Asia Pacific
#508, Kolon Science Valley (I)
187-10 Guro-Dong, Guro-Gu
Seoul, 152-050
Korea
Tel: +82 (0)2 6909 0300
Fax: +82 (0)2 2025 0329
analytics.ap@honeywell.com

Technical Services

EMEA: HAexpert@honeywell.com
US: ha.us.service@honeywell.com
AP: ha.ap.service@honeywell.com

Please Note:

While every effort has been made to ensure accuracy in this publication, no responsibility can be accepted for errors or omissions. Data may change, as well as legislation, and you are strongly advised to obtain copies of the most recently issued regulations, standards, and guidelines. This publication is not intended to form the basis of a contract.